

PROCESS PUMPS API 610



— **Gruppo Aturia** —



PROCESS PUMPS

API 610

ADVANTAGES

SAFETY

- The mounting feet are located on the center line of the casing and in line with the suction piping.
- This ensures correct pump alignment under all conditions:
 - Pipe stresses are directly transmitted to the baseplate.
 - The pump is allowed to expand or contract freely.
- Increased wall thickness includes corrosion allowance.

ROTOR RIGIDITY

- Statically and dynamically balanced impeller.
- Minimized axial thrust:
 - In low pressure pumps, thrust is supported by thrust bearing.
 - In medium and high pressure pumps, thrust is balanced by means of holes and wear rings in the back side of the impeller.
 - The residual thrust is absorbed by a double angular contact ball bearing selected for safe operation up to 100.000 hours.
 - Bearing housing "C type" high suction pressure.

SHAFT SEAL

- Many types of shaft seals can be fitted to grant a perfect sealing under all operating conditions.
- Single mechanical seals for clear fluids.
- Double mechanical seals with pressurized barrier fluid for flammable and toxic fluids, as well as fluids with solids in suspension.
- Balanced mechanical seals, single or double, for pressure exceeding 98 p.s.i. (7 atm).
- Bellows type mechanical seals for high temperatures, for liquefied gases and any fluid below -70°C.
- Packing seal if required.
- The seal chamber is prepared for its cooling or heating.

EASY MAINTENANCE

QUICK INSPECTION

The use of a spacer type coupling allows pump disassembly without disconnecting the casing from the baseplate or from the piping.

- Easy access to the seal. For packing seal, the gland is in two parts, an arrangement that allows replacement of the packing rings without disassembling the pump.
- The corrosion of internal parts is avoided using stainless steel shafts, impeller keys and screws

STANDARDIZATION OF COMPONENTS

Standardized bearing houses, shafts and seal chambers have been adopted to reduce the supports types and numbers.

This solution offers two advantages :

- 1° Easy maintenance
Common spare parts on different pump sizes allows.
- 2° Easy modification
It is possible to modify operating and mechanical performances replacing few components.

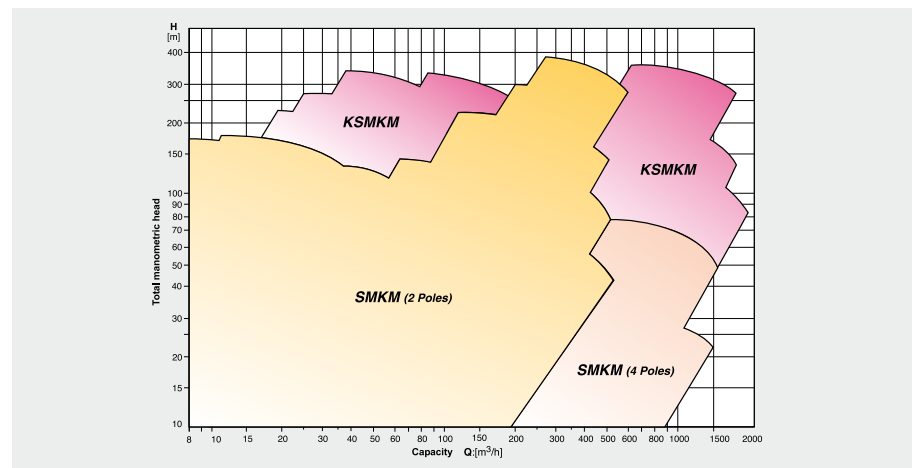
These "heavy duty" centrifugal pumps are designed for high duty industrial services under extreme temperature range from -100°C up to +450°C. These pumps provide the answer to a wide variety of pumping problems from the most difficult liquefied gases at low temperatures, to equally difficult conditions of service of the petroleum industry where liquids have to be pumped at temperatures well in excess of their ignition point.

Between these two extreme cases, there is a variety of fluids where the pumping temperature is close to the boiling point causing dangerous hydraulic reactions at the impeller eye, whose effects could not be born by a standard pump.

These pumps are the result of long experience gained by the use of these machines in important industrial plants for many years.

The synergy between the design and the most modern production techniques, makes these pumps suitable to be classified as "heavy duty".

PERFORMANCE RANGE



Capacity [m ³ /h]	Max. test Pressure (Bar)	Max. Temper. (°C)
1800m ³ /h (8000 US g.p.m.)	80 ATM (1137 P.S.L.)	-100°C up to +450°C [-148 to +840 °F]

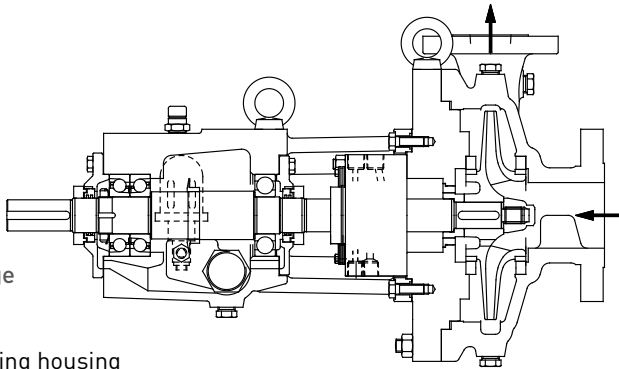


SECTIONAL DRAWINGS

OH2

SMKM Single stage

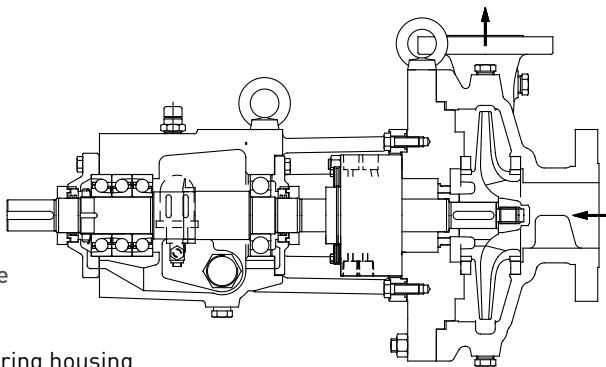
- End Suction
- Top Discharge
- Standard bearing housing



OH2

SMKM Single stage

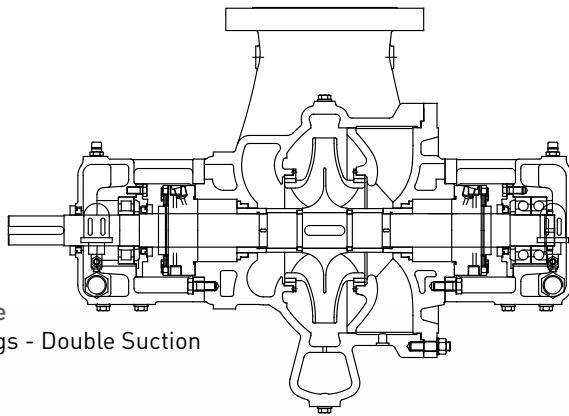
- End Suction
- Top Discharge
- Reinforced bearing housing



BB2

KSMKM Single stage

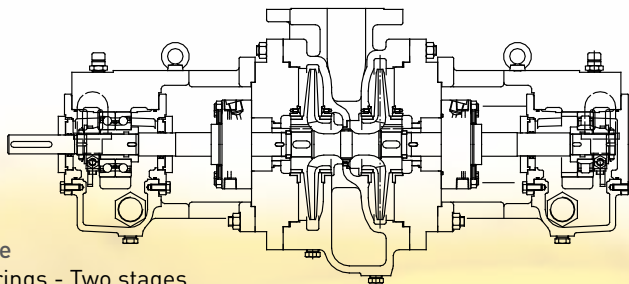
- Between Bearings - Double Suction
- Top Suction
- Top Discharge
- Standard bearing housing



BB2

KSMKM Two stage

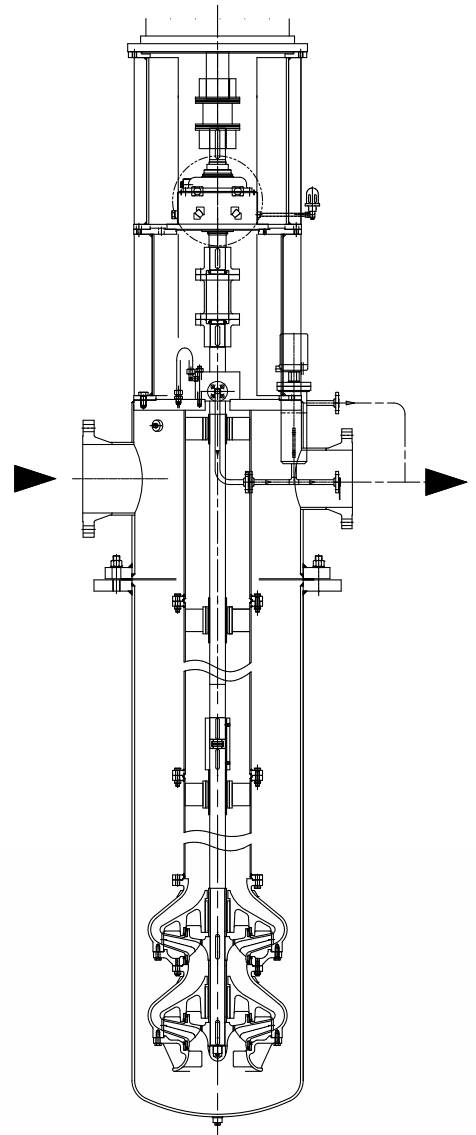
- Between Bearings - Two stages
- Top Suction
- Top Discharge
- Standard bearing housing



VS1

FGB – Barrel

- Vibration level according to API 610
- Shaft protected by sleeve in bearing areas
- Impellers fastened to the shaft by keys
- Impeller & Casing wearing rings
- Special constructions with suction below baseplate





Gruppo Aturia



20060 Gessate (MI) - ITALY - Piazza Aturia 9 - Tel. +39 02 95423200 - Fax +39 02 95423202
10156 Torino - ITALY - Corso Romania 501/18
45019 Taglio di Po (Rovigo) - ITALY - Via dell'Industria 4
www.gruppoaturia.com